



# DAILY BULLION REPORT

29 June 2026

### BULLDEX SNAPSHOT

Commodity	Expiry	Open	High	Low	Close	% Change
MCXBULLDEX	29-Jul-26	0.00	0.00	0.00	33378.00	0.00

### BULLION SNAPSHOT

Commodity	Expiry	Open	High	Low	Close	% Change
GOLD	5-Aug-26	143799.00	144784.00	142975.00	144162.00	0.72
GOLD	5-Oct-26	147163.00	147905.00	146632.00	147740.00	0.96
GOLDMINI	3-Jul-26	141584.00	142755.00	140983.00	142012.00	0.51
GOLDMINI	5-Aug-26	143519.00	144721.00	142890.00	144113.00	0.71
SILVER	3-Jul-26	220095.00	223793.00	220001.00	221404.00	0.79
SILVER	4-Sep-26	224258.00	226097.00	222001.00	223472.00	0.47
SILVERMINI	31-Aug-26	228263.00	230200.00	225201.00	227176.00	0.88
SILVERMINI	30-Nov-26	230806.00	236891.00	230726.00	234301.00	1.11

### OPEN INTEREST SNAPSHOT

Commodity	Expiry	% Change	% Oi Change	Oi Status
MCXBULLDEX	29-Jul-26	0.00	0.00	Long Liquidation
MCXBULLDEX	28-Aug-26	0.00	0.00	Long Liquidation
GOLD	5-Aug-26	0.72	-0.18	Short Covering
GOLD	5-Oct-26	0.96	5.72	Fresh Buying
GOLDMINI	3-Jul-26	0.51	-11.35	Short Covering
GOLDMINI	5-Aug-26	0.71	13.15	Fresh Buying
SILVER	3-Jul-26	0.79	-33.72	Short Covering
SILVER	4-Sep-26	0.47	9.41	Fresh Buying
SILVERMINI	31-Aug-26	0.38	0.88	Fresh Buying
SILVERMINI	30-Nov-26	0.45	1.11	Fresh Buying

### INTERNATIONAL BULLION SNAPSHOT

Commodity	Open	High	Low	Close	% Change
Gold \$	4062.73	4074.49	4048.35	4065.22	0.06
Silver \$	58.68	58.84	58.06	58.65	-0.03

### RATIOS

Ratio	Price	Ratio	Price	Ratio	Price
Gold / Silver Ratio	65.11	Silver / Crudeoil Ratio	33.66	Gold / Copper Ratio	113.81
Gold / Crudeoil Ratio	21.92	Silver / Copper Ratio	174.79	Crudeoil / Copper Ratio	5.19

## Important levels for Jewellery/Bullion Dealers



Booking Price for Sellers	Booking Price for Buyers
144472.00	143852.00
144682.00	143642.00



Booking Price for Sellers	Booking Price for Buyers
222124.00	220684.00
222884.00	219924.00



Booking Price for Sellers	Booking Price for Buyers
94.61	94.25
94.83	94.03

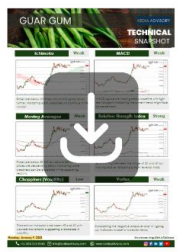
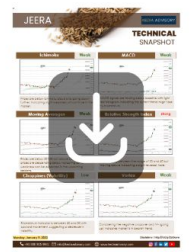



Booking Price for Sellers	Booking Price for Buyers
4078.00	4052.70
4090.90	4039.80



Booking Price for Sellers	Booking Price for Buyers
59.06	58.24
59.37	57.93

Click here for download Kedia Advisory **Special Research Reports**



## Technical Snapshot



**BUY GOLD AUG @ 143000 SL 142000 TGT 144500-145500. MCX**

### Observations

Gold trading range for the day is 142165-145785.


Gold edged higher as dollar weakened and expectations of U.S. interest rate hikes eased slightly following inflation data.

The headline PCE inflation rate accelerated to 4.1% in May.

Gold started trading at a premium in India for the first time in a month and a half

China's net gold imports via Hong Kong fell 38% month – on – month in May

### OI & Volume



### Spread

GOLD OCT-AUG	3578.00
GOLDMINI AUG-JUL	2101.00

### Trading Levels

Commodity	Expiry	Close	R2	R1	PP	S1	S2
GOLD	5-Aug-26	144162.00	145785.00	144975.00	143975.00	143165.00	142165.00
GOLD	5-Oct-26	147740.00	148700.00	148220.00	147425.00	146945.00	146150.00
GOLDMINI	3-Jul-26	142012.00	143685.00	142845.00	141915.00	141075.00	140145.00
GOLDMINI	5-Aug-26	144113.00	145740.00	144930.00	143910.00	143100.00	142080.00
Gold \$		4065.22	4089.14	4077.65	4063.00	4051.51	4036.86

## Technical Snapshot



**BUY SILVER JUL @ 218000 SL 214000 TGT 223000-226000. MCX**

### Observations

Silver trading range for the day is 217940-225530.

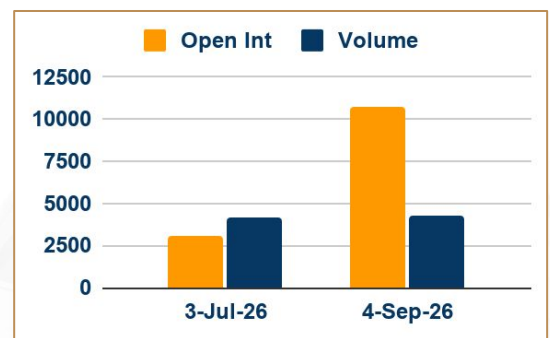
Silver recovered as a weaker US dollar and lower Treasury yields provided support after US PCE inflation report.

Inflation remains well above Fed's 2% target, data eased concerns about a sharper-than-expected acceleration in price pressures.

Traders are pricing in about a 62% chance of a U.S. rate hike in September, lower than an earlier expectation of 64%.

The goods trade deficit in the United States widened to \$105.8 billion in May of 2026 from \$83 billion in the previous month

### OI & Volume



### Spread

SILVER SEP-JUL	2068.00
SILVERMINI NOV-AUG	7125.00

### Trading Levels

Commodity	Expiry	Close	R2	R1	PP	S1	S2
SILVER	3-Jul-26	221404.00	225530.00	223470.00	221735.00	219675.00	217940.00
SILVER	4-Sep-26	223472.00	227950.00	225710.00	223855.00	221615.00	219760.00
SILVERMINI	31-Aug-26	227176.00	232525.00	229850.00	227525.00	224850.00	222525.00
SILVERMINI	30-Nov-26	234301.00	240140.00	237225.00	233975.00	231060.00	227810.00
Silver \$		58.65	59.30	58.98	58.52	58.20	57.74

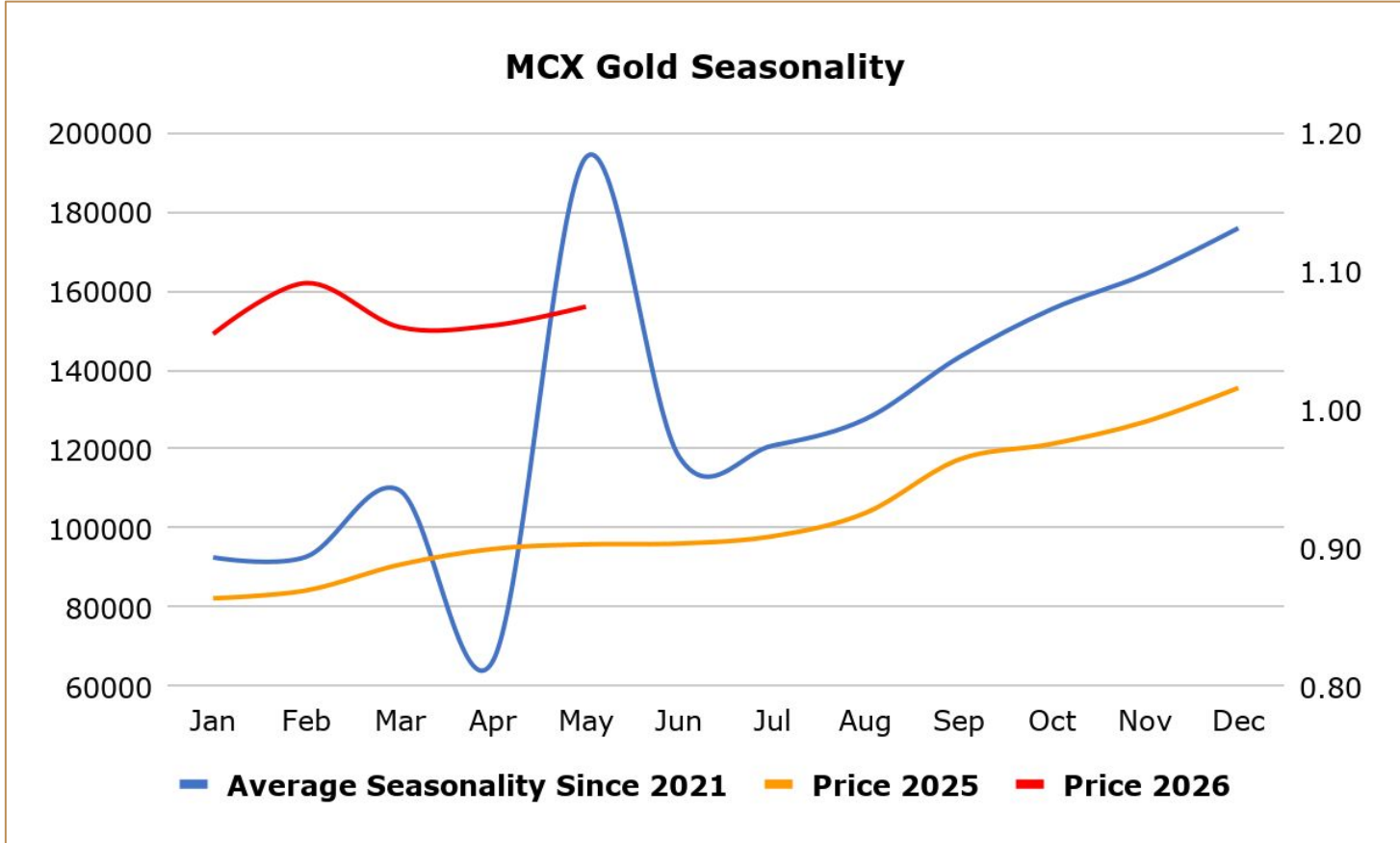
Gold edged higher as the dollar weakened and expectations of U.S. interest rate hikes eased slightly following inflation data. The U.S. dollar eased from recent highs after the release of the Fed's preferred inflation gauge on Thursday. Meanwhile, new Fed Chair Warsh reaffirmed the central bank's commitment to bringing inflation under control, easing concerns that he might yield to pressure from US President Trump to cut interest rates prematurely. The Fed also raised its 2026 PCE inflation projections. The headline PCE inflation rate accelerated to 4.1% in May. Markets are currently pricing in three Federal Reserve rate hikes this year, with the probability of the first increase coming in September standing at around 62%.

India swings to premium on price retreat; China demand muted - Gold started trading at a premium in India for the first time in a month and a half, as a price correction lifted buying, while demand stayed subdued in top consumer China. Dealers quoted premiums of up to \$6 an ounce over official domestic prices, inclusive of 15% import and 3% sales levies, up from last week's discounts of up to \$54. In China, bullion traded at discounts of \$3 to \$7 an ounce to the global benchmark spot price, little changed from last week's discount of \$4 to \$8. China's central bank increased its gold reserves for a 19th straight month in May, data from the People's Bank of China showed earlier this month. However, the country's net gold imports via Hong Kong fell about 38% month-on-month in May. In Hong Kong, gold traded between a discount of \$0.50 and a \$1.80 premium, while in Japan, it was sold at a discount of \$0.50. In Singapore, gold was sold at a \$0.50 to a \$1.80 premium.

Swiss gold exports drop 9% in May as deliveries to India fall - Swiss gold exports fell 9% in May from the previous month as lower shipments to India and Hong Kong offset higher deliveries to Britain and China, Swiss customs data showed. Supplies to India, a key bullion consumer, slumped to 955 kg in May, the lowest monthly amount in six years, down from 6.5 metric tons in April as India raised import tariffs for precious metals to support the rupee. "Gold jewellery demand remained subdued through May and early June, a seasonally soft period," the World Gold Council said in its India-focused research. "Industry feedback also suggests that bar and coin demand remained broadly stagnant." Deliveries to the UK from Switzerland, the world's biggest bullion refining and transit hub, rose to 39.4 metric tons last month from 35.5 tons in April. Britain is home to the world's largest over-the-counter gold trading hub.

China's net gold imports via Hong Kong fell about 38% month-on-month in May, with Hong Kong Census and Statistics Department data showing that they reached 53.674 metric tons, down from 86.715 tons in April. The Hong Kong data may not provide a complete picture of Chinese purchases, because gold is also imported via Shanghai and Beijing. China's total gold imports via Hong Kong stood at 65.562 tons in May, down around 34% from April's 99.327 tons. China's central bank increased its gold reserves for a 19th consecutive month in May, data from the People's Bank of China showed earlier this month. Gold reserves rose to 74.96 million fine troy ounces by the end of May versus the previous month's 74.64 million ounces. Meanwhile, the Hong Kong Futures Exchange said late last month that it would introduce a market-wide trading fee discount and incentive programmes for gold futures in a bid to boost liquidity and revitalise the contract.

India raises gold and silver tariffs to 15% to curb imports, support rupee - India has raised import tariffs on gold and silver to 15% from 6%, government orders said, as part of efforts to curb overseas purchases of the metals and ease pressure on the country's foreign exchange reserves. The higher duties could dampen demand in the world's second-largest consumer of precious metals, although they may help narrow India's trade deficit and support the rupee, one of Asia's worst-performing currencies. However, industry officials warned higher import taxes could revive smuggling, which had eased after India cut tariffs in mid-2024. The government has imposed a 10% basic customs duty and a 5% Agriculture Infrastructure and Development Cess (AIDC) on gold and silver imports, taking the effective import tax to 15% from 6%. Inflows into India's gold exchange-traded funds (ETFs) surged 186% year-on-year in the March quarter to a record 20 metric tons, the World Gold Council said last month.



### USDINR Seasonality



### Weekly Economic Data

Date	Curr.	Data
Jun 29	EUR	M3 Money Supply y/y
Jun 29	EUR	Private Loans y/y
Jun 30	EUR	German Import Prices m/m
Jun 30	EUR	German Retail Sales m/m
Jun 30	EUR	German Unemployment Change
Jun 30	USD	HPI m/m
Jun 30	USD	S&P/CS Composite-20 HPI y/y
Jun 30	USD	Chicago PMI
Jun 30	USD	CB Consumer Confidence
Jun 30	USD	JOLTS Job Openings
Jul 1	EUR	German Final Manufacturing PMI
Jul 1	EUR	Final Manufacturing PMI
Jul 1	EUR	Core CPI Flash Estimate y/y

Date	Curr.	Data
Jul 1	USD	ADP Non-Farm Employment
Jul 1	USD	Final Manufacturing PMI
Jul 1	USD	ISM Manufacturing PMI
Jul 1	USD	ISM Manufacturing Prices
Jul 1	USD	Construction Spending m/m
Jul 1	USD	Crude Oil Inventories
Jul 2	EUR	Unemployment Rate
Jul 2	USD	Average Hourly Earnings m/m
Jul 2	USD	Non-Farm Employment Change
Jul 2	USD	Unemployment Rate
Jul 2	USD	Unemployment Claims
Jul 2	USD	Factory Orders m/m
Jul 2	USD	Natural Gas Storage

# Stay Ahead in Markets with Kedia Advisory



Get Live Commodity & Equity Market Updates backed by in-depth research, data-driven insights, and expert analysis.



## Why Kedia Advisory

- Real-time market updates
- Key levels & trend direction
- Research-based market views
- Trusted by active traders & investors

Visit: Kedia Advisory Website

[www.kediaadvisory.com](http://www.kediaadvisory.com)

CLICK HERE



SCAN ME



**Kedia Stocks and Commodities Research Pvt Ltd**

SEBI REGISTRATION NUMBER : INH000006156

Aadinath Commercial, Opp. Mumbai University, Vasant Valley Road, Khadakpada, Kalyan West

Investment in securities market are subject to market risks, read all the Related documents carefully before investing.



**Scan the QR to  
connect with us**

**KEDIA ADVISORY**

## **KEDIA STOCKS & COMMODITIES RESEARCH PVT LTD.**

Mumbai. INDIA.

For more details, please contact Mobile: +91 9619551022

Email: [info@kediaadvisory.com](mailto:info@kediaadvisory.com)

SEBI REGISTRATION NUMBER - INH000006156

For more information or to subscribe for monthly updates

Visit [www.kediaadvisory.com](http://www.kediaadvisory.com)

This Report is prepared and distributed by Kedia Stocks & Commodities Research Pvt Ltd. for information purposes only. The recommendations, if any, made herein are expressions of views and/or opinions and should not be deemed or construed to be neither advice for the purpose of purchase or sale through KSCRPL nor any solicitation or offering of any investment /trading opportunity. These information/opinions/ views are not meant to serve as a professional investment guide for the readers. No action is solicited based upon the information provided herein. Recipients of this Report should rely on information/data arising out of their own investigations. Readers are advised to seek independent professional advice and arrive at an informed trading/investment decision before executing any trades or making any investments. This Report has been prepared on the basis of publicly available information, internally developed data and other sources believed by KSCRPL to be reliable. KSCRPL or its directors, employees, affiliates or representatives do not assume any responsibility for or warrant the accuracy, completeness, adequacy and reliability of such information/opinions/ views. While due care has been taken to ensure that the disclosures and opinions given are fair and reasonable, none of the directors, employees, affiliates or representatives of KSCRPL shall be liable for any direct, indirect, special, incidental, consequential, punitive or exemplary damages, including lost profits arising in any way whatsoever from the information/opinions/views contained in this Report. The possession, circulation and/or distribution of this Report may be restricted or regulated in certain jurisdictions by appropriate laws. No action has been or will be taken by KSCRPL in any jurisdiction (other than India), where any action for such purpose (s) is required. Accordingly, this Report shall not be possessed, circulated and/ or distributed in any such country or jurisdiction unless such action is in compliance with all applicable laws and regulations of such country or jurisdiction. KSCRPL requires such a recipient to inform himself about and to observe any restrictions at his own expense, without any liability to KSCRPL. Any dispute arising out of this Report shall be subject to the exclusive jurisdiction of the Courts in India.